



**ВЕБ-КВЕСТ
КАК ИНТЕРАКТИВНАЯ
ОБРАЗОВАТЕЛЬНАЯ СРЕДА**



Модели обучения:

- *пассивная - обучаемый выступает в роли "объекта" обучения (слушает и смотрит);*
- *активная - обучаемый выступает "субъектом" обучения (самостоятельная работа, творческие задания);*
- *интерактивная - ученик становится субъектом взаимодействия, он сам активно участвует в процессе обучения, следуя своим индивидуальным маршрутом.*



Веб квест

- **Веб-квест** – это пример организации интерактивной образовательной среды.
- **Образовательный веб-квест** - это сайт в Интернете, с которым работают обучающиеся, выполняя ту или иную учебную задачу.
- **Веб-квест** (*webquest*) – это проблемное задание с элементами ролевой игры.



Структура веб квеста

- *Введение*
- *Задание, которое понятно, интересно и выполнимо.*
- *Ресурсы*
- *Процесс работы*
- *Оценка*
- *Заключение*



Компетенции:

- *использование информационных технологий для решения профессиональных задач;*
- *самообучение и самоорганизация;*
- *работа в команде;*
- *умение находить несколько способов решений проблемной ситуации, определять наиболее рациональный вариант, обосновывать свой выбор;*
- *навык публичных выступлений*



Как создатi веб квест

- **Шаг 1:** определение темы.
- **Шаг 2:** выбор сайта.
- **Шаг 3:** задание.
 - варианты:
 - в виде презентации;
 - в виде текста;
 - визуальный материал.
- **Шаг 4:** придумайте систему оценивания.
- **Шаг 5:** найдите источники информации, которыми будут пользоваться ученики для поиска ответов.
- **Шаг 6:** имея на листе приблизительный план и основную информацию приступайте к размещению веб-квеста на сайте.

Обзор популярных веб квест сервисов

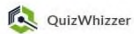
<http://zunal.com/>

<https://app.quizwhizzer.com/>

<https://www.learnis.ru/edit/591415>



Алгоритм работы с конструктором quizwhizzer



[About us](#)

[Browse games](#)

[Login](#)

[Join a game](#)

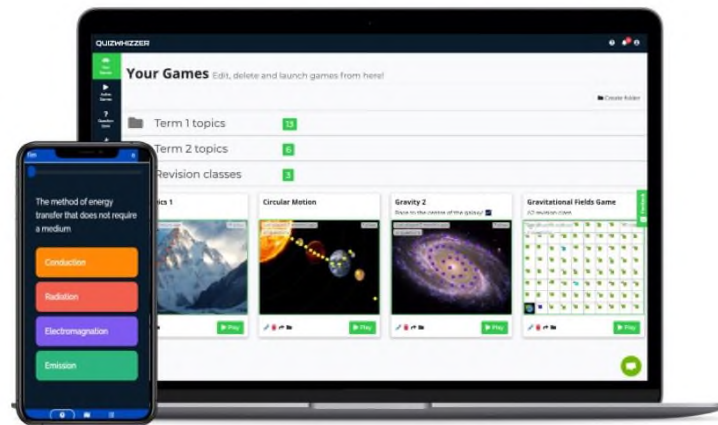
[Try it for free](#)

Boost student engagement with real-time, classroom quiz racing

QuizWhizzer makes it easy to get students excited about formative assessment. Create custom quizzes and track your class's progress with just a few clicks.

[Try it for free](#)

[Join a game](#)



Teachers love us. Here's what they're saying

Helping thousands of teachers worldwide increase class engagement.

After embedding QuizWhizzer games into most sessions through the years my A level results have continued to improve. The results of my Physics students have consistently ranked within the top 20% of the country via

I must say, that I'm fall in love with this tool for gamification..simple, easy and very helpful to make learning into something fun and exciting..thank you very much for creating this awesome platform 😊



Алгоритм работы с конструктором quizwhizzer

Pricing

Try it out for free, nearly all features and no trial time limit

MONTHLY YEARLY

<p>Free</p> <p>\$ 0 /month</p> <p>Per user.</p> <p>Start now</p>	<p>Pro</p> <p>\$ 7.99 /month</p> <p>Per user.</p> <p>Start now</p>
--	--

- ✓ Create unlimited games
- ✓ Up to 10 players in a game

- ✓ Unlimited games
- ✓ Up to 50 players in a game
- ✓ Question images, video and audio
- ✓ Question Bank
- ✓ Custom Avatars
- ✓ Private games
- ✓ Download detailed reports



All rights reserved.

Product

Game Builder

Company

Blog

Follow us





Алгоритм работы с конструктором quizwhizzer

What do you want to do?



I want to play a game

This requires an access code from
the game host



**I want to create or host
a game**

This requires an account



Алгоритм работы с конструктором quizwhizzer

Create your QuizWhizzer account

Have a license key? [Click here](#)

 Register with Google

[Get Started](#)

By registering an account you agree to the [terms](#) and [privacy policy](#).

Already have an account? [Sign in](#)






Алгоритм работы с конструктором quizwhizzer


Design your game board


This is where you design a game board for players to race. (don't worry it's quick!)
Нажмите F11, чтобы выйти из полноэкранного режима


 Choose from templates

Or

Design your own!

Start by uploading a background image 

 Browse free images

 Or upload your own

Board Questions **1** Settings Quality Score **0**

Spaces **i**

- Square
- Circle






Player movement **i**

Answer Correct - move forward space(s)

Answer Incorrect - move back space(s)

Music **i**

Festive  



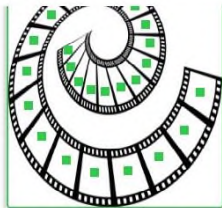
 Clear Board

Finish



Алгоритм работы с конструктором quizwhizzer

Design your game board



Close

Finish



Алгоритм работы с конструктором quizwhizzer

✓ Saved

Board Questions 1 Settings Quality Score 2 Help

Spaces ⓘ

Square

Circle

Player movement ⓘ

Answer Correct - move forward 1 space(s)

Answer Incorrect - move back 0 space(s)

Music ⓘ

Festive ▶

Clear Board

Finish

dreamstime.com ID 191145231 © Luciadutkova84



Алгоритм работы с конструктором quizwhizzer

Type: Multiple Choice Total Points: 10

Enter the question here

Answer	Correct?	Delete
Answer A	✓	✖
Answer B	✓	✖
Answer C	✓	✖
Answer D	✓	✖

Explain the answer here (optional)

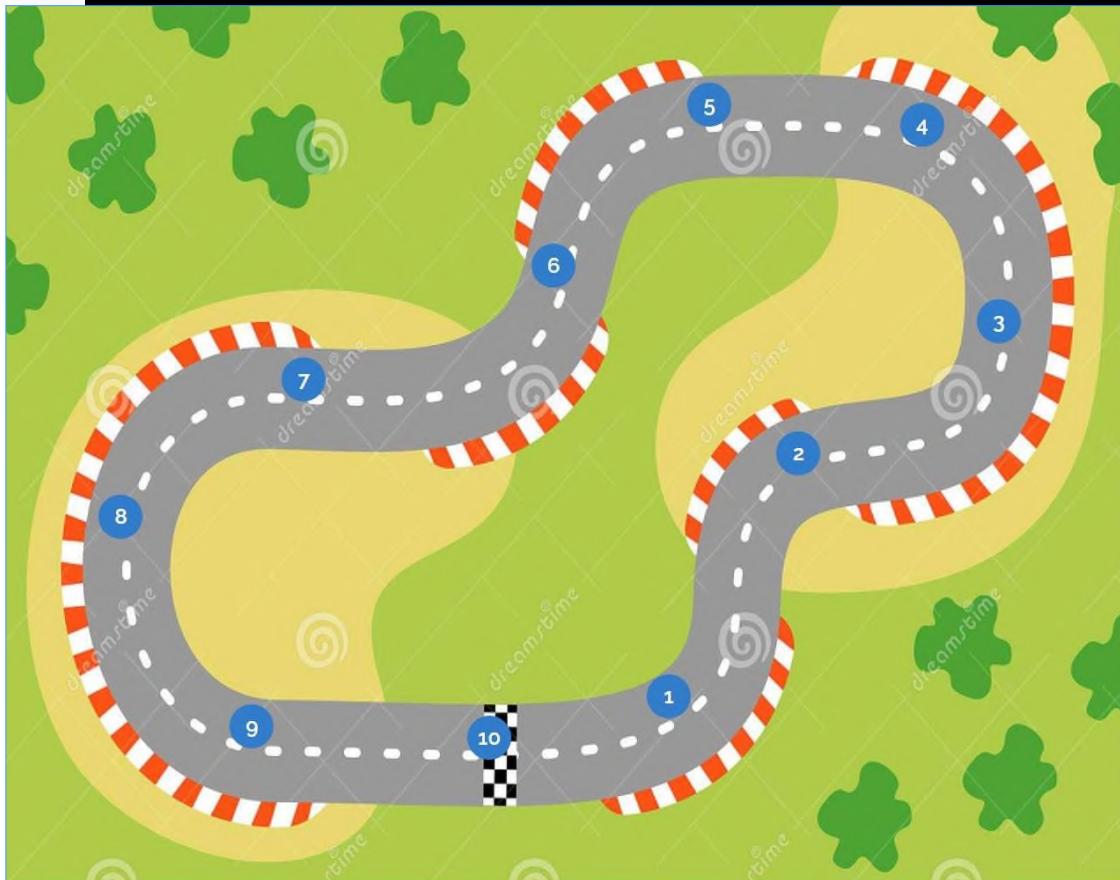
Board Questions Settings Quality Score [2]

Add Question

Finish



Алгоритм работы с конструктором quizwhizzer



✓ Saved Help

Board Questions **1** Settings Quality Score **2**

Game Title

Give it a description to help others find your game!

Choose a language

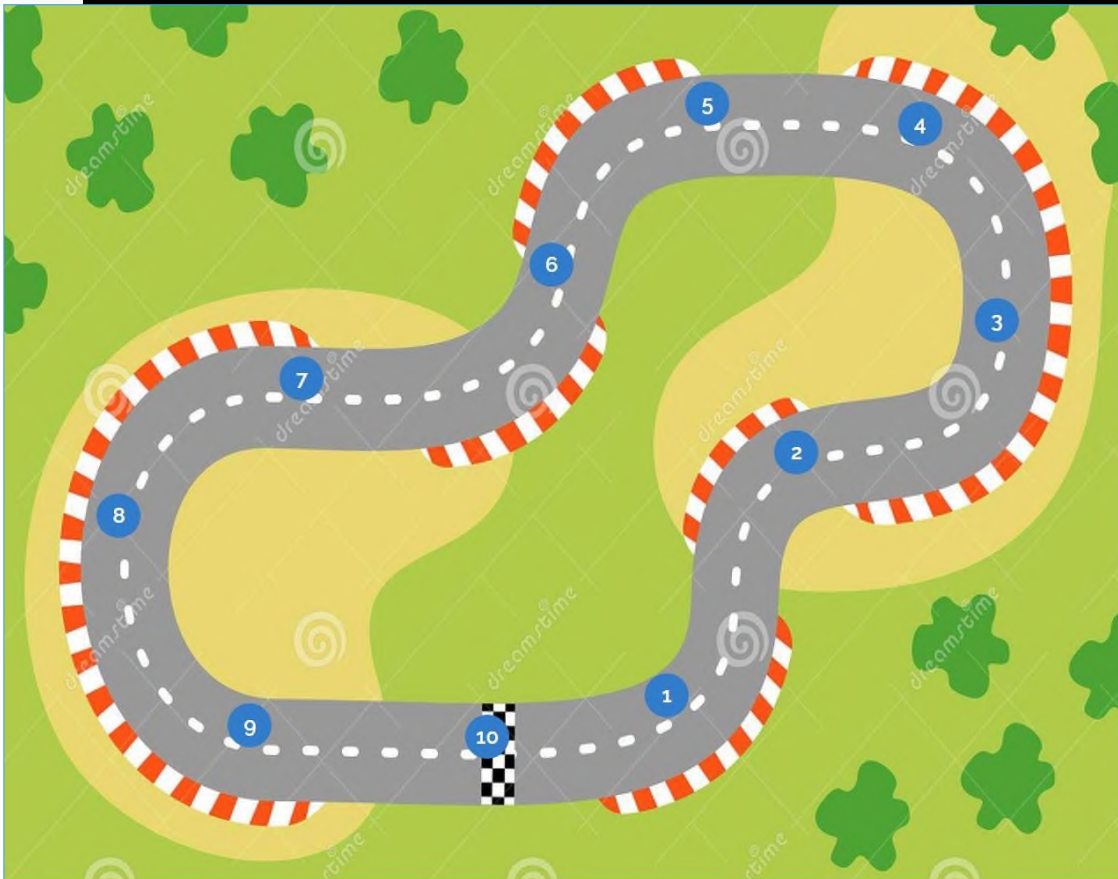
Choose a category

More options

Finish



Алгоритм работы с конструктором quizwhizzer



✓ Saved Help

Board Questions **1** Settings Quality/Score **2**

To do

- Choose a background
- Add spaces for player movement
- Create the questions
- Set game title
- Set game description

Next step: Consider adding some more questions to your game, it looks a bit short!

Finish



Алгоритм работы с конструктором quizwhizzer

The screenshot displays the QuizWhizzer web application interface. At the top left, the logo 'QUIZWHIZZER' is visible. A dark sidebar on the left contains navigation options: 'Your Games', 'Active Games', 'Question Bank', 'Make a Game', 'Public Games', 'Avatars', 'Reports', and 'Upgrade'. The main content area is titled 'Your Games' with the subtitle 'Edit, delete and launch games from here!'. Below this, a 'Web-quest' card is shown with a track graphic, '10 questions', '0 plays', and a 'NEW' badge. A 'Play' button is at the bottom right of the card. A modal dialog box titled 'Choose Game Mode' is centered on the screen. It offers two options: 'Live Race' (Race to the finish) and 'Homework' (Complete all questions in own time). The 'Live Race' option is highlighted with an orange border. To the right of the 'Live Race' option, there is a 'Win Criteria' section explaining that the first player to finish wins and that remaining questions are only for academic purposes. Below this, an 'Ideal for:' section lists two bullet points: 'Quick & fun race in a live setting' (with a sub-point 'Everyone starts at the same time') and 'A more intuitive format' (with a sub-point 'However make sure the game has plenty of spaces to avoid players finishing the game too early'). A green 'Continue' button is at the bottom right of the dialog. At the bottom of the main interface, a banner indicates 'You have 29 days left on your trial of QuizWhizzer Pro' with an 'Upgrade now' button. In the bottom left corner, a circular badge shows the number '2' with the text 'Remaining tasks'. In the bottom right corner, there is a green chat bubble icon.

QUIZWHIZZER

Your Games Edit, delete and launch games from here!

Web-quest

10 questions 0 plays

NEW

Play

Choose Game Mode

Live Race
Race to the finish

Homework
Complete all questions in own time

Win Criteria
First player to the finish wins! At the finish, the player's position will become locked and remaining questions are only for academic purposes and will have no effect.

Ideal for:

- Quick & fun race in a live setting
 - Everyone starts at the same time
- A more intuitive format
 - However make sure the game has plenty of spaces to avoid players finishing the game too early

Continue

You have 29 days left on your trial of QuizWhizzer Pro

Upgrade now

2 Remaining tasks



Алгоритм работы с конструктором quizwhizzer




QuizWhizzer

Go!


Game Options

Randomize questions for each player




Answer streak 




Powerups 




Show correct answer after incorrect submission 



Try again when answer incorrect 




Avatar collection 

None
[Browse](#)



Алгоритм работы с конструктором quizwhizzer

 Access code: 21970
Direct join link: <https://app.quizwhizzer.com/play?code-21970>
You can hide this from the controls located at the right side of the screen


Нажмите F11, чтобы выйти из полноэкранного режима

Go to quizwhizzer.com/play


to join!


Waiting for players...

Start ▶

Елена 

Controls ⚙



Player size 


Player font size 

- Player names
- Spaces
- Numbers
- Access code
- Music


Timer

Minutes:



  Show



Show leaderboard

 dreamstime.com

ID 191145231 © Luciadutkova84



Алгоритм работы с конструктором quizwhizzer

<https://app.quizwhizzer.com/play?code=21970>